
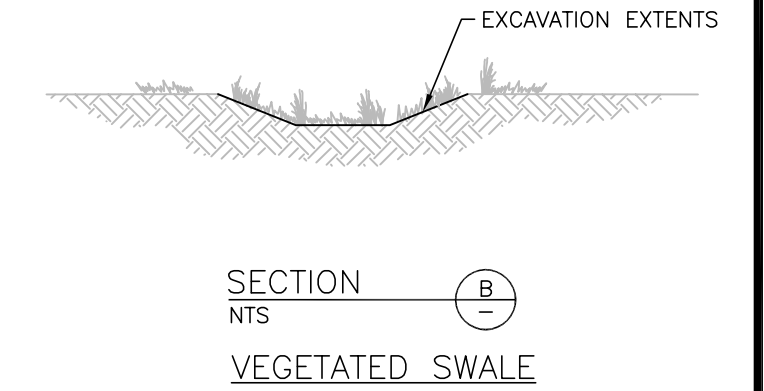
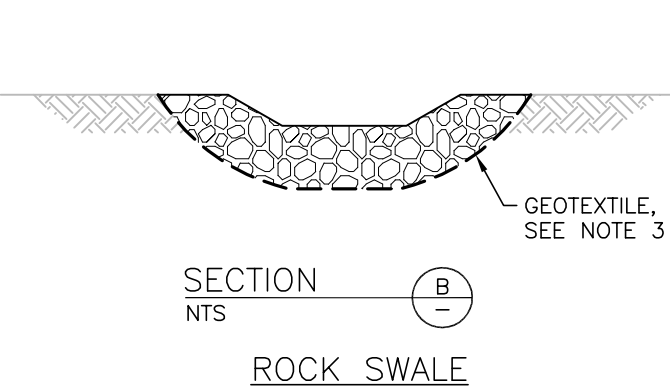
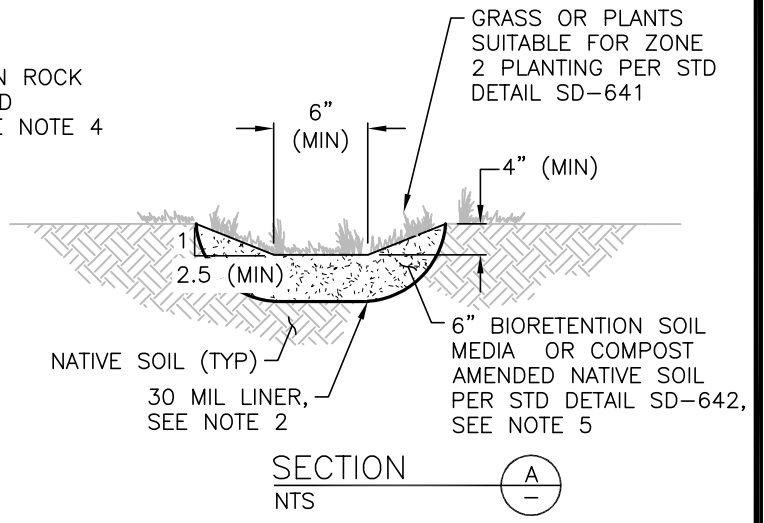
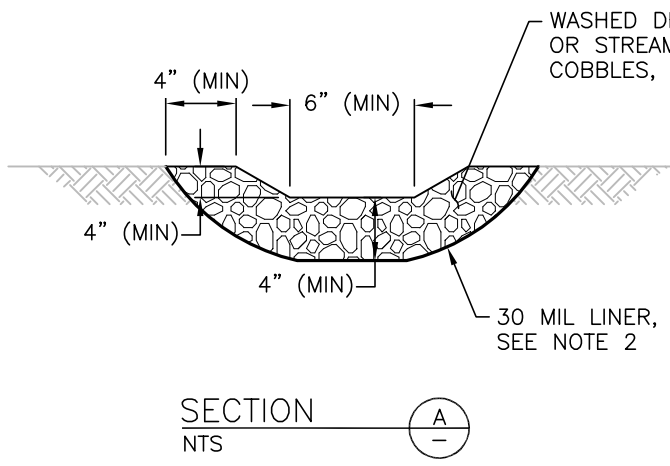
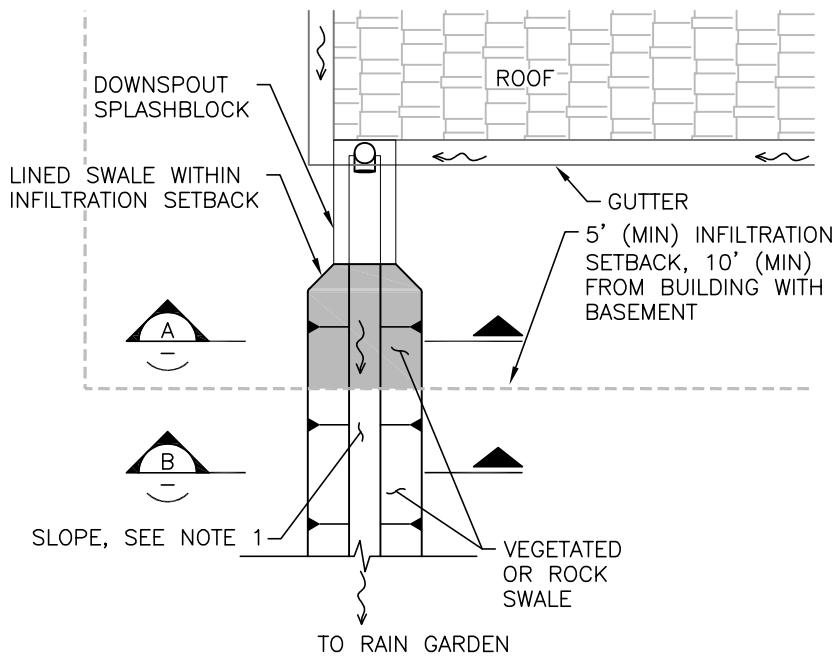


NOTES:

1. MINIMUM SWALE SLOPE SHALL BE 1%, MAXIMUM SLOPE SHALL BE 2%. INSTALL GRADE AND EROSION CONTROL MEASURES FOR SLOPES STEEPER THAN 2%.
2. IMPERMEABLE LINER SHALL BE HDPE CONFORMING TO GEOSYNTHETIC RESEARCH INSTITUTE (GRI) GM 13 OR LLDPE CONFORMING TO GRI GM 17.
3. GEOTEXTILE SHALL CONFORM TO WSDOT SPEC. 9-33.2(1), GEOTEXTILE FOR SEPARATION, NON-WOVEN TYPE.
4. WASHED DRAIN ROCK SHALL CONFORM TO WSDOT SPEC. 9-03.12(5) GRAVEL BACKFILL FOR DRYWELLS. STREAMBED COBBLES SHALL BE 4" COBBLES PER WSDOT SPEC. 9-03.11(2).
5. BIORETENTION SOIL MEDIA SHALL MEET SPECIFICATION REQUIREMENTS IN THE 2022 EDMONDS STORMWATER ADDENDUM (CHECKLIST 10).



CITY OF EDMONDS
PUBLIC WORKS
DEPARTMENT

**TYPICAL RAIN GARDEN
SWALE INLETS**

APPROVED BY: R. ENGLISH

REVISION DATE
SEPTEMBER 2023

STANDARD
DETAIL
SD-604